
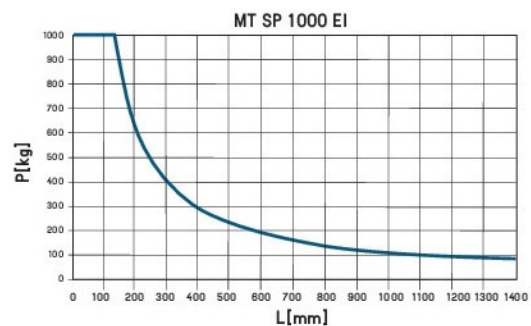
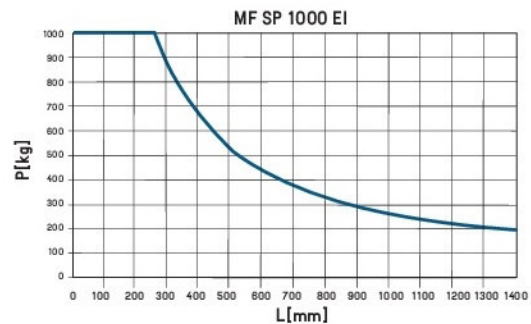
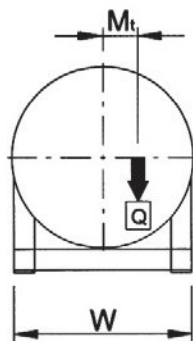
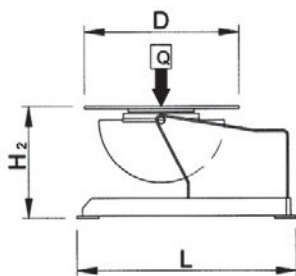
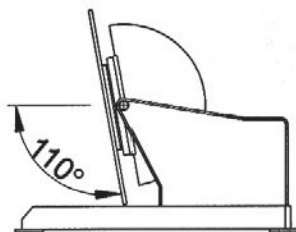
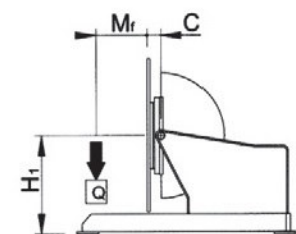


# SP 1000 EI





Q Kg	MT danm	MF danm	D mm	H1 mm	H2 mm	C mm	L mm	W mm	rpm	Sec	volt	volt	LxWxH2 mm	Kg
1000	112	260	900	820	930	110	1350	900	0,186-1,86	60	3x400	24	1350x900x930	650

ACCESSORI / ACCESSORIES / Дополнительные принадлежности / OPTIONS / ZUBEHÖR / ACCESORIOS

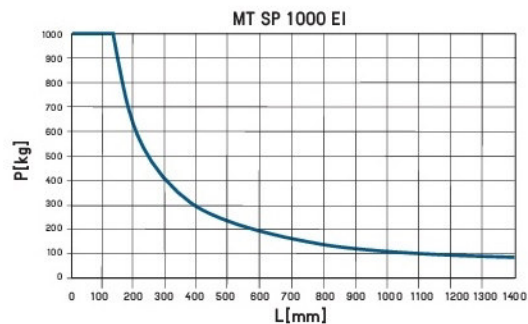
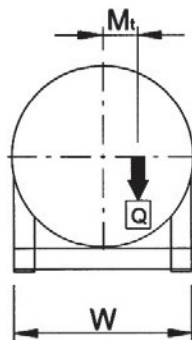
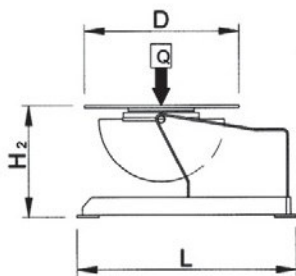
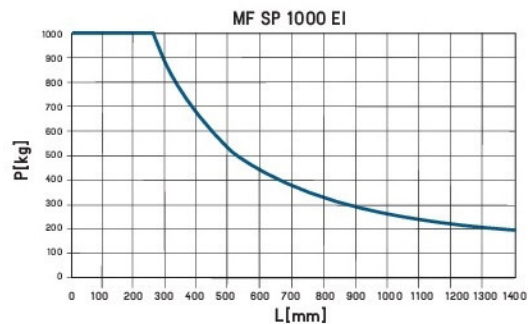
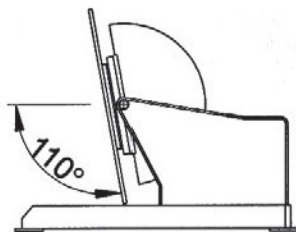
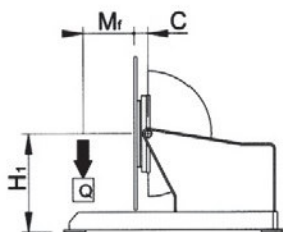
# SP 1000 EI PLC



Il PLC o Programmable Logic Controller è un computer industriale specializzato nella gestione dei processi industriali. Eseguce un programma ed elabora i segnali digitali ed analogici provenienti da sensori e diretti agli attuatori presenti in un impianto industriale.

SP 1000 EI PLC





Q Kg	MT danm	MF danm	D mm	H1 mm	H2 mm	C mm	L mm	W mm	rpm	Sec	volt	volt	LxWxH2 mm	Kg
1000	112	260	900	820	930	110	1350	900	0,186-1,86	60	3x400	24	1350x900x930	650

ACCESSORI / ACCESSORIES / Дополнительные принадлежности / OPTIONS / ZUBEHÖR / ACCESORIOS

BPT 300-600-900 AUT - BPT 300-600-900 MAN - SP/GR1 - SP/GR2 - SP/PMD